



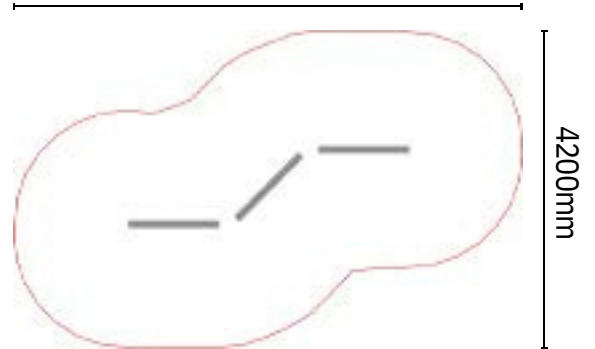
# Balance Beams

Set of 3  
Product CW-65



### Safety Spacing

6700mm



4200mm




Suitable for users over 1400mm tall.

Area Needed: 6700mm x 4200mm

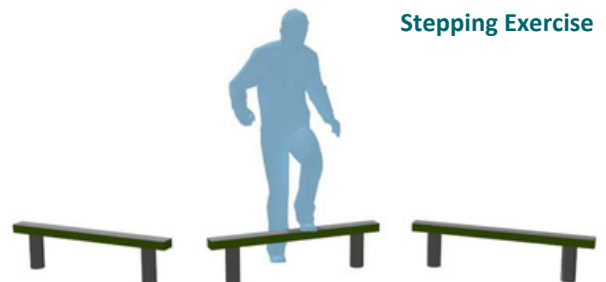
Designed & Manufactured to EN 16630



### Balance Exercise



### Stepping Exercise



This set of three Beams allows the user to improve balance and coordination, as well as offering a platform for stepping exercises which provide a great workout for your legs and pelvis.

The Caloo workout Range features individual fitness stations which offer an environmentally friendly outdoor fitness facility. Each unit is designed to target a specific muscle group, creating a variety of activities which can create a full body workout or aid recuperation after accident or illness.

(Surface diagram to scale 1:100 on A4)  
(User diagram shows unit with a 1.8m tall adult)

