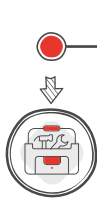










12  
3 +  
8  
150 cm



**SL 15-1001-BH14**

L : 328  
 l : 282  
 H : 482

100 : 6 m<sup>2</sup>  
 150 : 25 m<sup>2</sup>

0.7 m<sup>3</sup>

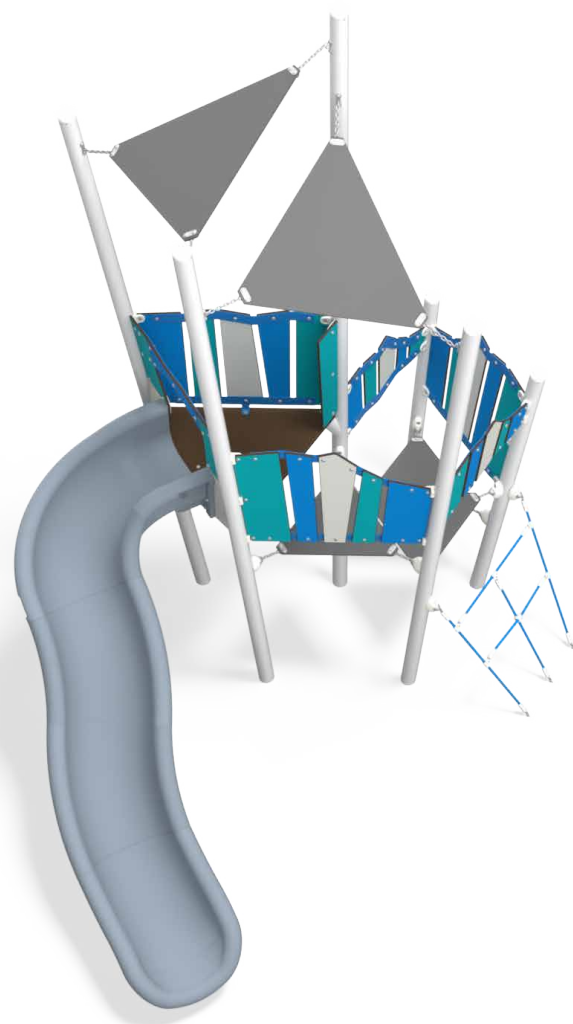
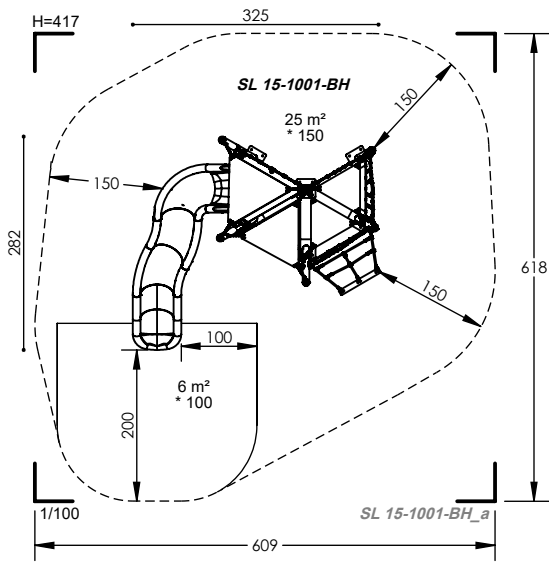
4 - 8 h

2/3

60

13 mm

387










\*hauteur de chute libre - H : hauteur totale de l'équipement | \*free fall height - H: full height of the equipment

**SL 15-1001-BH03**



**RAL 3000**

**RAL 7035**

**02**

**12**

**16**

**SL 15-1001-BH15**



**RAL 6018**

**RAL 7035**

**01**

**11**

**15**